









RACCORDERIA GHISA MALLEABILE ZINCATA

10/07 C

DIN2950 - EN10242 - DIN2990 - ISO7/10

| | | | | | | | | | | | |
|---|------------------------------|-----|------|------|------|-------|-------|-------|-------|-------|--------|
|  | 1 CURVA 90° M.F. | 3/8 | 1/2 | 3/4 | 1 | 1 1/4 | 1 1/2 | 2 | 2 1/2 | 3 | 4 |
| | | | 2,09 | 3,67 | 4,98 | 8,65 | 11,47 | 18,52 | 41,37 | 53,53 | 97,22 |
| | | 200 | 120 | 70 | 30 | 25 | 12 | 6 | 4 | 1 | |
|  | 2 CURVA 90° F. | 3/8 | 1/2 | 3/4 | 1 | 1 1/4 | 1 1/2 | 2 | 2 1/2 | 3 | 4 |
| | | | 2,38 | 3,69 | 4,98 | 8,70 | 10,69 | 14,87 | 41,94 | 52,73 | 100,04 |
| | | 160 | 90 | 50 | 25 | 20 | 10 | 5 | 3 | 1 | |
|  | 40 CURVA 45° M.F. | 3/8 | 1/2 | 3/4 | 1 | 1 1/4 | 1 1/2 | 2 | 2 1/2 | 3 | 4 |
| | | | 2,38 | 3,20 | 4,52 | 7,90 | 9,45 | 14,98 | 33,31 | 36,33 | 75,60 |
| | | 270 | 140 | 90 | 50 | 34 | 15 | 12 | 6 | 2 | |
|  | 90 GOMITO 90° F. | 3/8 | 1/2 | 3/4 | 1 | 1 1/4 | 1 1/2 | 2 | 2 1/2 | 3 | 4 |
| | | | 1,06 | 0,75 | 1,16 | 1,73 | 3,31 | 5,40 | 6,35 | 18,62 | 25,54 |
| | | 400 | 270 | 150 | 100 | 55 | 40 | 25 | 15 | 8 | 4 |
|  | 92 GOMITO 90° M.F. | 3/8 | 1/2 | 3/4 | 1 | 1 1/4 | 1 1/2 | 2 | 2 1/2 | 3 | 4 |
| | | | 1,21 | 0,88 | 1,34 | 2,25 | 3,87 | 5,86 | 7,75 | 19,24 | 25,36 |
| | | 480 | 270 | 180 | 100 | 50 | 40 | 25 | 14 | 8 | 4 |
|  | 120 GOMITO 45° F. | 3/8 | 1/2 | 3/4 | 1 | 1 1/4 | 1 1/2 | 2 | 2 1/2 | 3 | 4 |
| | | | 2,97 | 2,49 | 3,07 | 4,52 | 8,21 | 10,05 | 13,14 | 27,17 | 26,78 |
| | | 500 | 300 | 200 | 120 | 60 | 50 | 30 | 18 | 9 | 6 |
|  | 130 TI UGUALE | 3/8 | 1/2 | 3/4 | 1 | 1 1/4 | 1 1/2 | 2 | 2 1/2 | 3 | 4 |
| | | | 1,47 | 1,03 | 1,73 | 2,58 | 4,49 | 7,05 | 9,94 | 22,78 | 30,39 |
| | | 270 | 170 | 110 | 60 | 35 | 30 | 15 | 11 | 6 | 3 |
|  | 180 CROCE | 3/8 | 1/2 | 3/4 | 1 | 1 1/4 | 1 1/2 | 2 | 2 1/2 | 3 | 4 |
| | | | 3,56 | 5,37 | 6,66 | 8,99 | 11,98 | 17,92 | 40,57 | 46,74 | 77,52 |
| | | 150 | 90 | 50 | 30 | 20 | 10 | 8 | 5 | 3 | |



221

DISTRIBUZIONE

| 3/8 | 1/2 | 3/4 | 1 | 1 1/4 | 1 1/2 | 2 | 2 1/2 | 3 | 4 |
|-----|------|------|------|-------|-------|---|-------|---|---|
| | 3,36 | 5,37 | 7,13 | | | | | | |
| | 160 | 100 | 70 | | | | | | |



529 A

MANICOTTO M.F.

| 3/8 | 1/2 | 3/4 | 1 | 1 1/4 | 1 1/2 | 2 | 2 1/2 | 3 | 4 |
|-----|------|------|------|-------|-------|-------|-------|---|---|
| | 1,55 | 2,30 | 3,56 | 4,60 | 6,50 | 11,16 | | | |
| | 360 | 240 | 130 | 90 | 60 | 40 | | | |



270

MANICOTTO F.
FILETTATURA DESTRA

| 3/8 | 1/2 | 3/4 | 1 | 1 1/4 | 1 1/2 | 2 | 2 1/2 | 3 | 4 |
|------|------|------|------|-------|-------|------|-------|-------|-------|
| 1,03 | 0,85 | 1,16 | 1,52 | 2,43 | 3,49 | 5,19 | 14,38 | 17,28 | 40,41 |
| 500 | 340 | 220 | 140 | 80 | 60 | 40 | 24 | 18 | 8 |



280

NIPPLE
CON DADO PASSO
DESTRO

| 3/8 | 1/2 | 3/4 | 1 | 1 1/4 | 1 1/2 | 2 | 2 1/2 | 3 | 4 |
|------|------|------|------|-------|-------|------|-------|-------|-------|
| 1,42 | 0,80 | 1,03 | 1,47 | 2,43 | 2,79 | 5,06 | 9,06 | 10,95 | 40,41 |
| 650 | 400 | 270 | 150 | 90 | 70 | 40 | 24 | 18 | 6 |



290

TAPPO
MASCHIO
CON BORDO


| 3/8 | 1/2 | 3/4 | 1 | 1 1/4 | 1 1/2 | 2 | 2 1/2 | 3 | 4 |
|------|------|------|------|-------|-------|------|-------|-------|-------|
| 0,62 | 0,62 | 0,83 | 0,93 | 1,68 | 2,04 | 3,69 | 8,03 | 10,38 | 18,58 |
| 1000 | 600 | 360 | 210 | 130 | 100 | 70 | 40 | 33 | 18 |



301

CALOTTE
TONDE

| 3/8 | 1/2 | 3/4 | 1 | 1 1/4 | 1 1/2 | 2 | 2 1/2 | 3 | 4 |
|-----|------|------|------|-------|-------|------|-------|------|-------|
| | 0,94 | 1,07 | 1,31 | 2,09 | 2,59 | 4,85 | 8,86 | 9,77 | 21,00 |
| | 500 | 350 | 200 | 130 | 100 | 70 | 40 | 28 | 18 |



340

BOCCHETTONE F.
A SEDE CONICA


| 3/8 | 1/2 | 3/4 | 1 | 1 1/4 | 1 1/2 | 2 | 2 1/2 | 3 | 4 |
|------|------|------|------|-------|-------|-------|-------|-------|--------|
| 4,98 | 3,87 | 4,39 | 5,09 | 8,68 | 10,15 | 16,71 | 36,85 | 51,39 | 103,86 |
| 300 | 170 | 110 | 70 | 40 | 35 | 24 | 14 | 8 | 5 |



341

BOCCHETTONE M.F.
A SEDE CONICA

| 3/8 | 1/2 | 3/4 | 1 | 1 1/4 | 1 1/2 | 2 | 2 1/2 | 3 | 4 |
|------|------|------|------|-------|-------|-------|-------|-------|--------|
| 4,49 | 3,80 | 4,60 | 5,66 | 9,04 | 11,52 | 18,41 | 40,23 | 62,90 | 115,40 |
| 280 | 160 | 90 | 60 | 35 | 25 | 18 | 9 | 6 | 4 |



330

BOCCHETTONE F.
A SEDE PIANA
ESCLUSO GUARNIZIONI

| 3/8 | 1/2 | 3/4 | 1 | 1 1/4 | 1 1/2 | 2 | 2 1/2 | 3 | 4 |
|-----|------|------|------|-------|-------|-------|-------|---|---|
| | 3,07 | 3,59 | 4,11 | 7,05 | 9,12 | 15,16 | | | |
| | 170 | 110 | 70 | 40 | 35 | 24 | | | |



90 r

GOMITO
RIDOTTO

| Diam. | Euro | Conf. | Diam. | Euro | Conf. | Diam. | Euro | Conf. |
|-------------|------|-------|---------------|-------|-------|-----------|-------|-------|
| 3/4"x1/2" | 1,60 | 210 | 1"1/2"x3/4" | 6,12 | 60 | 2"x1 1/2" | 10,23 | 30 |
| 1"x1/2" | 2,25 | 150 | 1"1/2"x1" | 5,78 | 60 | | | |
| 1"x3/4" | 2,40 | 120 | 1"1/2"x1 1/4" | 6,35 | 50 | | | |
| 1"1/4"x3/4" | 4,98 | 120 | 2"x1" | 10,04 | 30 | | | |
| 1"1/4"x1" | 3,95 | 70 | 2"x1 1/4" | 10,70 | 30 | | | |



130 r
TI RIDOTTO



240
MANICOTTO
RIDOTTO
FEMM./FEMM.



241
RIDUZIONE
MASCHIO E FEMM.



245
NIPPLE RIDOTTO



246
MANICOTTO
RIDOTTO
MASCHIO E FEMM.



530
BARILOTTO MM



355
FERMATUBO



**FASCETTE
STRINGITUBO
E TEFLON**

| Diam. | Euro | Conf. | Diam. | Euro | Conf. | Diam. | Euro | Conf. | | |
|--------------|------|-------|--------------|-------|-------|--------------|-------|-------|-------|------|
| 3/4"x1/2" | 1,78 | 120 | 1"1/4"x1" | 4,75 | 50 | 2"x1"1/2 | 12,16 | 20 | | |
| 1"x1/2" | 2,43 | 90 | 1"1/2"x1" | 6,40 | 35 | | | | | |
| 1"x3/4" | 2,61 | 80 | 1"1/2"x1"1/4 | 8,70 | 30 | | | | | |
| 1"1/4"x1/2 | 4,05 | 60 | 2"x1" | 8,16 | 25 | | | | | |
| 1"1/4"x3/4" | 4,29 | 50 | 2"x1"1/4 | 10,51 | 20 | | | | | |
| Diam. | Euro | Conf. | Diam. | Euro | Conf. | Diam. | Euro | Conf. | | |
| 3/4"x1/2" | 1,50 | 250 | 1"1/2"x3/4" | 4,98 | 75 | 2"x1"1/2 | 6,25 | 45 | | |
| 1"x1/2" | 1,89 | 200 | 1"1/2"x1" | 3,80 | 75 | 2"1/2"x1"1/2 | 20,04 | 30 | | |
| 1"x3/4" | 1,73 | 150 | 1"1/2"x1"1/4 | 4,18 | 75 | 2"1/2"x2" | 17,02 | 30 | | |
| 1"1/4"x3/4" | 3,20 | 110 | 2"x1" | 7,49 | 55 | 3"x2"1/2 | 30,55 | 20 | | |
| 1"1/4"x1" | 3,10 | 90 | 2"x1"1/4 | 6,61 | 45 | 4"x3" | 46,46 | 12 | | |
| Diam. | Euro | Conf. | Diam. | Euro | Conf. | Diam. | Euro | Conf. | | |
| 1/2"x1"1/4" | 0,77 | 800 | 1"1/2"x1"1/4 | 1,94 | 120 | 3"x2"1/2 | 10,15 | 25 | | |
| 1/2"x3/8" | 0,77 | 800 | 2"x3/4" | 5,14 | 75 | 4"x2" | 26,16 | 18 | | |
| 3/4"x1"1/2" | 0,83 | 450 | 2"x1" | 4,21 | 80 | 4"x2"1/2 | 19,44 | 18 | | |
| 1"x1/2" | 1,16 | 260 | 2"x1"1/4 | 3,98 | 80 | 4"x3" | 18,64 | 18 | | |
| 1"x3/4" | 1,06 | 260 | 2"x1"1/2 | 3,59 | 80 | | | | | |
| 1"1/4"x1/2 | 1,94 | 160 | 2"1/2"x1" | 8,32 | 40 | | | | | |
| 1"1/4"x3/4" | 1,73 | 160 | 2"1/2"x1"1/4 | 9,61 | 40 | | | | | |
| 1"1/4"x1" | 1,29 | 150 | 2"1/2"x1"1/2 | 9,06 | 40 | | | | | |
| 1"1/2"x1/2" | 2,58 | 120 | 2"1/2"x2" | 6,92 | 40 | | | | | |
| 1"1/2"x3/4" | 2,84 | 120 | 3"x1"1/2 | 12,09 | 29 | | | | | |
| 1"1/2"x1" | 1,89 | 120 | 3"x2" | 8,96 | 25 | | | | | |
| Diam. | Euro | Conf. | Diam. | Euro | Conf. | Diam. | Euro | Conf. | | |
| 1/2"x3/8" | 1,78 | 450 | 1"1/4"x1" | 2,87 | 100 | 3"x2"1/2 | 21,05 | 20 | | |
| 3/4"x1"1/2" | 1,58 | 310 | 1"1/2"x3/4" | 4,18 | 90 | 4"x3" | 37,15 | 15 | | |
| 1"x1/2" | 3,12 | 180 | 1"1/2"x1" | 6,66 | 95 | | | | | |
| 1"x3/4" | 1,78 | 180 | 1"1/2"x1"1/4 | 3,56 | 80 | | | | | |
| 1"1/4"x3/4" | 4,13 | 110 | 2"x1"1/2 | 6,84 | 45 | | | | | |
| Diam. | Euro | Conf. | Diam. | Euro | Conf. | Diam. | Euro | Conf. | | |
| 1/2"x3/8" | 1,42 | 420 | 1"1/4"x1" | 2,79 | 100 | | | | | |
| 3/4"x1"1/2" | 1,55 | 260 | 1"1/2"x1" | 5,37 | 75 | | | | | |
| 1"x1/2" | 2,38 | 170 | 1"1/2"x1"1/4 | 4,73 | 70 | | | | | |
| 1"x3/4" | 2,53 | 170 | 2"x1"1/2 | 8,06 | 45 | | | | | |
| 1"1/4"x3/4" | 4,52 | 110 | | | | | | | | |
| Lungh. | 1/2 | 3/4 | 1 | 1 1/4 | 1 1/2 | 2 | 2 1/2 | 3 | 4 | |
| 8 cm | 1,35 | 1,58 | 2,14 | 2,81 | 3,26 | 4,16 | 6,07 | 10,12 | 12,90 | |
| Box | 300 | 200 | 150 | 100 | 80 | 50 | 20 | 20 | 10 | |
| 10 cm | 1,46 | 1,69 | 2,36 | 3,04 | 3,49 | 4,61 | 6,64 | 11,14 | 12,83 | |
| Box | 150 | 150 | 100 | 60 | 50 | 80 | 20 | 10 | 12 | |
| 15 cm | 1,91 | 2,25 | 3,26 | 4,28 | 4,84 | 6,64 | 9,45 | 15,86 | 23,63 | |
| Box | 100 | 100 | 100 | 50 | 25 | 20 | 10 | 10 | 6 | |
| 20 cm | 2,48 | 2,93 | 4,28 | 5,51 | 6,30 | 8,66 | 12,38 | 16,20 | 30,83 | |
| Box | 100 | 100 | 50 | 30 | 25 | 20 | 8 | 8 | 6 | |
| Diam. | 3/8 | 1/2 | 3/4 | 1 | 1 1/4 | 1 1/2 | 2 | 2 1/2 | 3 | 4 |
| Per | 1,45 | 1,49 | 1,54 | 1,60 | 1,72 | 1,82 | 2,03 | 2,77 | 3,04 | 3,20 |
| Acciaio | 100 | 200 | 200 | 200 | 100 | 100 | 50 | 50 | 50 | 50 |
| Diam. | 80 | 100 | 125 | 140 | 160 | 200 | 225 | 250 | | |
| Per | 3,37 | 3,73 | 4,36 | 4,86 | 5,28 | 6,28 | 13,54 | 13,54 | | |
| PVC | 50 | 50 | 50 | 50 | 50 | 25 | 25 | 25 | | |
| Diam. | Euro | Conf. | Diam. | Euro | Conf. | Diam. | Euro | Conf. | | |
| 12/22 | 0,44 | 1000 | 40/60 | 0,64 | 125 | | | | | |
| 18/25 | 0,45 | 1250 | 50/70 | 0,67 | 500 | Teflon | | | | |
| 20/32 | 0,53 | 1000 | 60/80 | 0,70 | 500 | H=12mm | 0,42 | 1000 | | |
| 25/40 | 0,55 | 1000 | 70/90 | 0,79 | 500 | L=12mt | | | | |
| 32/50 | 0,61 | 375 | 90/110 | 1,05 | 500 | | | | | |